

HITACHI

ZX890LC-7 | Preliminary ZAXIS-7 series

Reliable Solutions



ZAXIS 890

HYDRAULIC EXCAVATOR

Model code: ZX890LC-7H

Engine rated power, net: 510 hp (380 kW)

Operating weight: 188,936–189,157 lb. (85,700–85,800 kg)

Bucket capacity: 4.6–6.5 yd³ (3.5–5.0 m³)

SPECIFICATIONS

ENGINE	
Model	Isuzu 6WG1
Type	4-cycle water-cooled, common rail direct injection
Aspiration	Variable geometry turbocharged, intercooled, cooled EGR
Aftertreatment	DOC + SCR system
No. of cylinders	6
Rated power	
ISO 14396: 2002 gross	512 hp (382 kW) at 1,800 min ⁻¹
ISO 9249: 2007 net	510 hp (380 kW) at 1,800 min ⁻¹
Maximum torque	1 623 lbf (2,200 Nm) at 1,450 min ⁻¹
Piston displacement	956.917 cu .in. (15.681 L)
Bore and stroke	5.8" x 6.1" (147 mm x 154 mm)
Batteries	2 x 12 V / 147 Ah

HYDRAULIC SYSTEM			
Hydraulic Pumps			
Main pumps	2 variable displacement axial piston pumps		
Maximum oil flow	2 x 147 gal/min (556 L/min)		
Pilot pump	1 gear pump		
Maximum oil flow	13.2 gal/min(50.0 L/min)		
Hydraulic Motors			
Travel	2 variable displacement axial piston motors		
Swing	2 axial piston motors		
Relief Valve Settings			
Implement circuit	4,626.7 psi (31.9 MPa)		
Swing circuit	4,119.1 psi (28.4 MPa)		
Travel circuit	4,974.8 psi (34.3 MPa)		
Pilot circuit	565.6 psi (3.9 MPa)		
Power boost	4,974.8 psi (34.3 MPa)		
Hydraulic Cylinders			
	Quantity	Bore	Rod diameter
Boom	2	8.5" (215 mm)	5.9" (150 mm)
Arm	1	8.8" (225 mm)	6.3" (160 mm)
Bucket	1	7.9" (200 mm)	5.5" (140 mm)

UPPERSTRUCTURE	
Revolving Frame	
D-section frame for resistance to deformation.	
Swing Device	
Axial piston motor with planetary reduction gear is bathed in oil. Swing parking brake is spring-set/hydraulic-released disc type.	
Swing speed	7.8 min ⁻¹
Swing torque	196,928 lbf (267.0 kNm)

UNDERCARRIAGE	
Tracks	
Track shoes with triple grousers made of induction-hardened rolled alloy. Heat-treated connecting pins with dirt seals. Hydraulic (grease) track adjusters with shock-absorbing recoil springs.	
Numbers of Rollers and Shoes on Each Side	
Upper rollers	3
Lower rollers	9
Track shoes	51
Track guards	2
Travel Device	
Each track driven by axial piston motor through reduction gear for counterrotation of the tracks. Parking brake is spring-set/hydraulic-released disc type. Automatic transmission system: High-Low.	
Travel speeds	High: 0 to 2.9 mph (0 to 4.7 km/h) Low: 0 to 2.0 mph (0 to 3.2 km/h)
Maximum traction force	125,893 lbf (560 kN)
Gradeability	70% (35 degree) continuous

SERVICE REFILL CAPACITIES	
Fuel tank	293.0 gal (1,110.0 L)
Engine coolant	35.9 gal (136.0 L)
Engine oil	16.4 gal (62.0 L)
Pump drive	1.6 gal (6.2 L)
Swing device (each side)	4.1 gal (15.7 L)
Travel device (each side)	5.1 gal (19.0 L)
Hydraulic system	275.1 gal (1,042.0 L)
Hydraulic oil tank	132.0 gal (500.0 L)
DEF/AdBlue® tank	25.1 gal (95.0 L)

ENVIRONMENT	
Engine Emissions	EPA Final Tier 4 / EU Stage IV
Sounds Level	
Sound level in cab according to ISO 6396: 2008	LpA 74 dB(A)
External sound level according to ISO 6395: 2008 and EU Directive 2000/14/EC	LwA 108 dB(A)

WEIGHTS AND GROUND PRESSURE

ZX890LC-7H

Bucket Capacity	Boom type	Arm type	Shoe grouser type	Shoe width	Operating weight	Ground pressure
ISO7451: 2007 heaped, yd ³ (m ³)	ft-in (m)	ft-in (m)		in (mm)	lb (kg)	psi (kPa)
4.6 (3.5) Rock bucket	27' 7" (8.4) H	12' 2" (3.7)	Double	35" (900)	188,936 (85,700)	12.2 (84)
		14' 5" (4.4)	Double	35" (900)	189,157 (85,800)	12.2 (84)

BUCKET AND ARM DIGGING FORCE

Unit: lbf (kN)

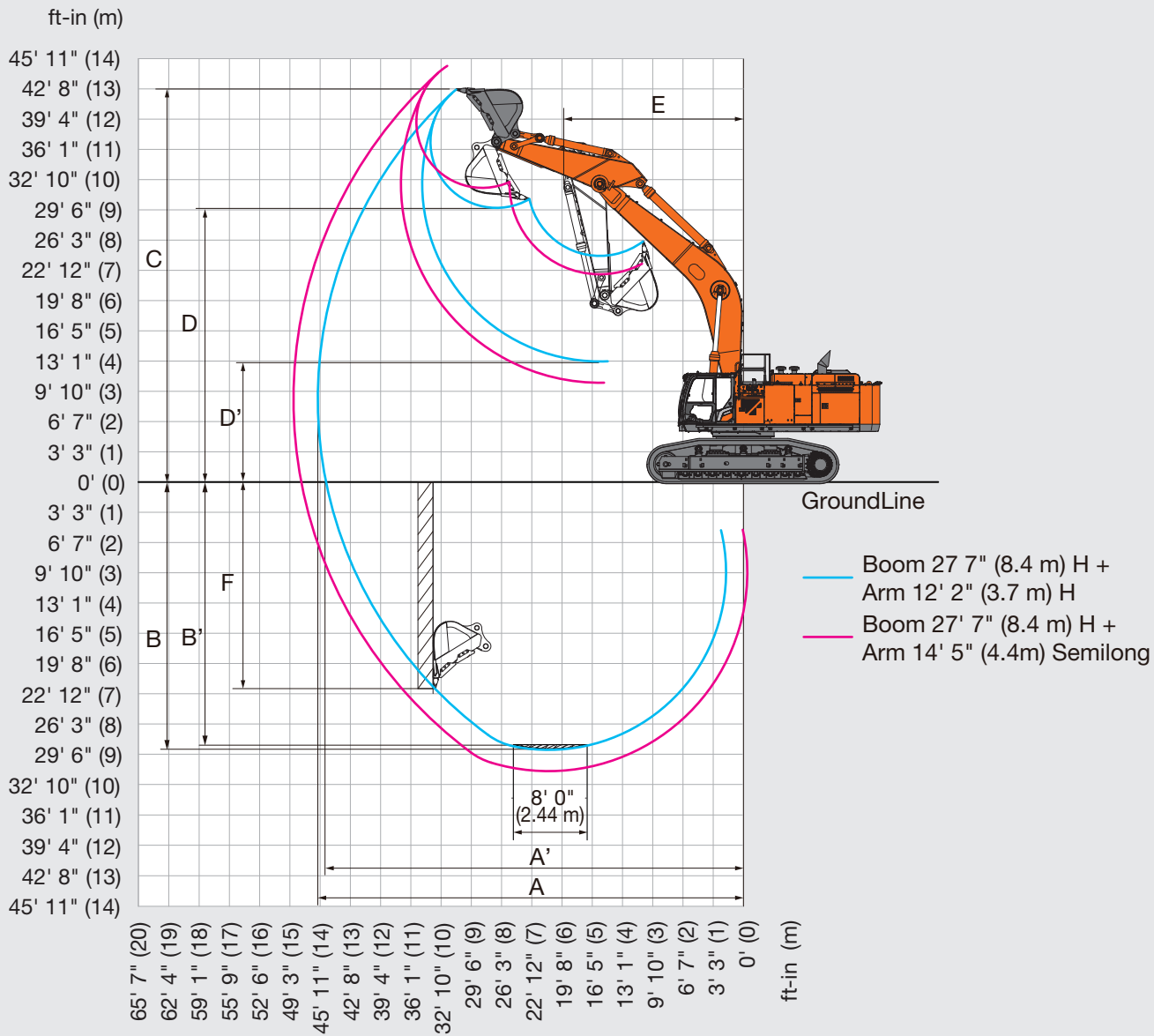
	ZX890LC-7H	
Boom length	Boom 27' 7" (8.4 m) H	Boom 27' 7" (8.4 m) H
Arm length	Arm 12' 2" (3.7 m) H	Arm 14' 5" (4.4 m) Semilong
Bucket digging force* ISO 6015: 2006	90,373 (402)	89,699 (399)
Arm crowd force* ISO 6015: 2006	72,838 (324)	62,947 (280)

* At power boost

SPECIFICATIONS

ZX890LC-7H

WORKING RANGES

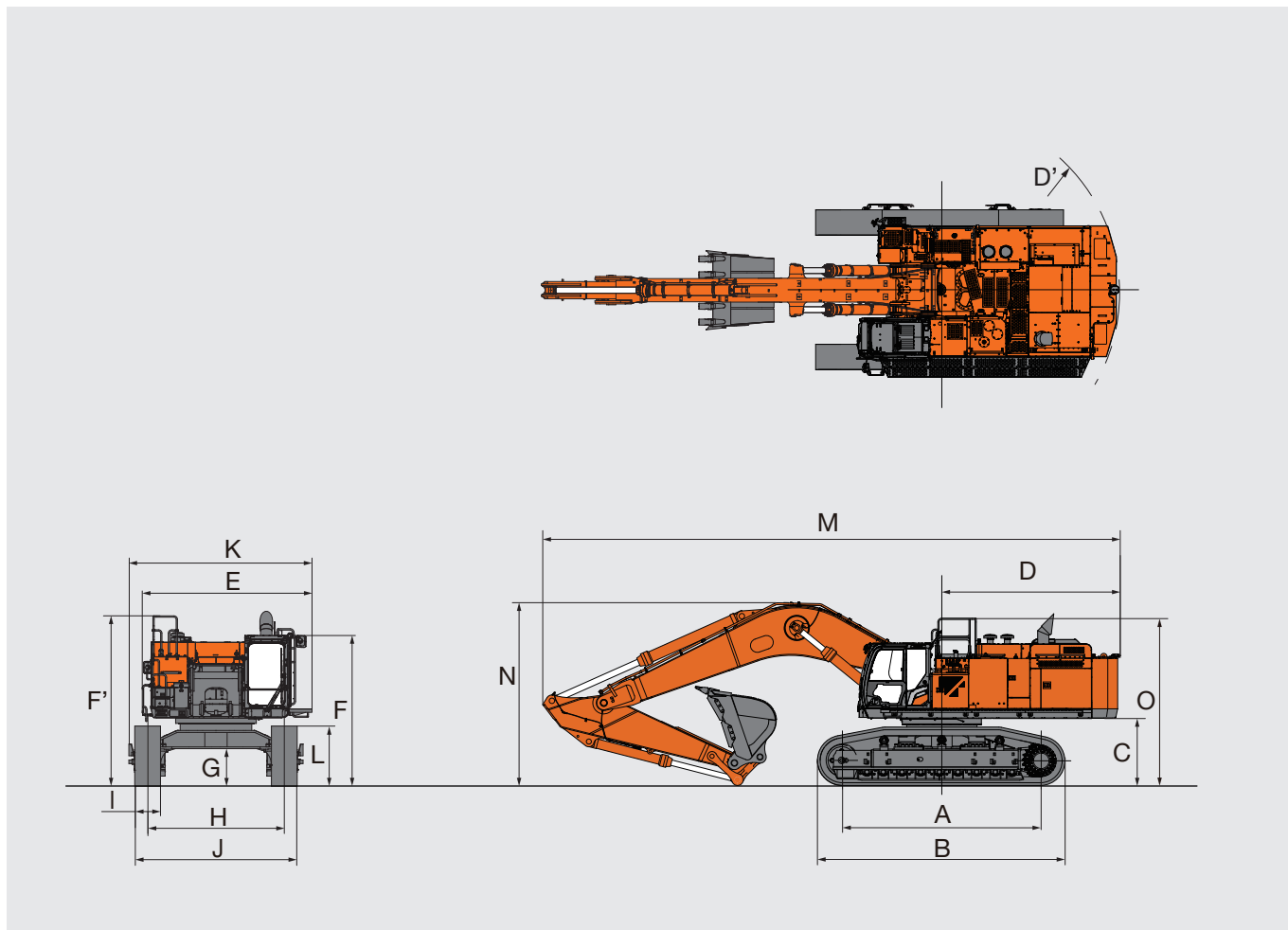


Unit: ft-in (mm)

	ZX890LC-7H	
Boom length	Boom 27' 7" (8.4 m) H	Boom 27' 7" (8.4 m) H
Arm length	Arm 12' 2" (3.7 m) H	Arm 14' 5" (4.4 m) Semilong
A Max. digging reach	46' 3" (14,100)	48' 11" (14,900)
A' Max. digging reach (on ground)	45' 4" (13,820)	48' 0" (14,640)
B Max. digging depth	29' 1" (8,870)	31' 5" (9,570)
B' Max. digging depth for 8' 0" (2.44 m) level	28' 8" (8,740)	31' 0" (9,450)
C Max. cutting height	42' 8" (13,000)	45' 3" (13,790)
D Max. dumping height	29' 9" (9,080)	32' 0" (9,750)
D' Min. dumping height	13' 1" (3,990)	10' 10" (3,300)
E Min. swing radius	19' 6" (5,950)	19' 6" (5,940)
F Max. vertical wall digging depth	22' 5" (6,840)	26' 9" (8,160)

Excluding track shoe lug

DIMENSIONS



Unit: ft-in (mm)

	ZX890LC-7H ²
A Distance between tumblers	16' 9" (5,110)
B Undercarriage length	20' 10" (6,360)
^{*1} C Counterweight clearance	5' 6" (1,680)
D Rear-end swing radius	15' 1" (4,600)
D' Rear-end length	15' 1" (4,590)
E Overall width of upperstructure	13' 6" (4,120)
F Overall height of cab	12' 1" (3,690)
^{*1} G Min. ground clearance	2' 11" (890)
H Track gauge: Extended / Retracted	11' 4" (3,450) / 9' 3" (2,830)
I Track shoe width	G 2' 11" (900)
J Undercarriage width: Extended / Retracted	14' 3" (4,350) / 12' 3" (3,730)
K Overall width	14' 7" (4,450)
^{*1} L Track height with triple grouser shoes	4' 11" (1,500)
M Overall length	48' 11" (14,900)
N Overall height of boom	16' 10" (5,130)
O Overall height of base machine	14' 6" (4,410)

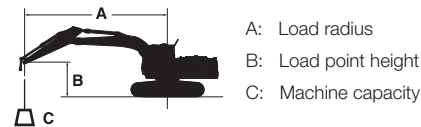
^{*1} Excluding track shoe lug^{*2} Equipped with Boom 27' 7" (8.4 m) H and Arm 14' 5" (4.4 m) Semilong

G: Double grouser shoe

MACHINE CAPACITIES

ZX890LC-7H

- Notes:
1. Ratings are based on ISO 10567: 2007.
 2. Machine capacity does not exceed 75% of tipping load with the machine on firm, level ground or 87% full hydraulic capacity.
 3. The load point is the center-line of the bucket pivot mounting pin on the arm.
 4. *Indicates load limited by hydraulic capacity.
 5. 0 ft (0 m) = Ground.
 6. Each machine capacities values are applicable when selecting optional attachment basic piping and hose rupture valve for boom and arm.



For machine capacities, subtract installed attachment and quick hitch weight from machine capacities. To determine lifting capacities, apply "Rating over-side or 360 degrees" machine capacities from the table and deduct weight of installed attachment and quick hitch. Optional feature may affect machine performance.

ZX890LC-7H

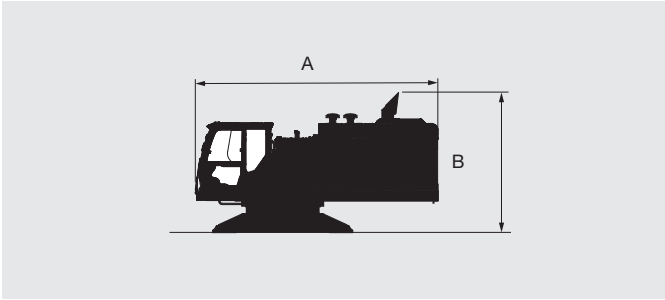
Rating over-front Rating over-side or 360 degrees Unit: lb (kg)

Conditions	Load point height ft (m)	Load radius														At max. reach		
		10 ft (3.0 m)		15 ft (4.5 m)		20 ft (6.0 m)		25 ft (7.5 m)		30 ft (9.0 m)		35 ft (10.5 m)		40 ft (12 m)				ft-in (meter)
Boom 27' 7" (8.4 m) H Arm 12' 2" (3.7 m) H Counter-weight 29,321 lb (13,300 kg)	30' (9.0)									40,700* (18,420)*	40,700* (18,420)*					29,200* (13,210)*	29,200* (13,210)*	33' 1" (10.08)
	25' (7.5)									42,400* (19,200)*	42,000 (19,020)	36,700* (16,620)*	32,500 (14,730)			28,800* (13,040)*	28,800* (13,040)*	35' 9" (10.89)
	20' (6.0)					62,400* (28,280)*	62,400* (28,280)*	51,600* (23,390)*	51,600* (23,390)*	45,500* (20,610)*	40,700 (18,450)	41,800* (18,940)*	31,900 (14,450)			29,100* (13,170)*	27,600 (12,500)	37' 7" (11.45)
	15' (4.5)					74,400* (33,720)*	70,800 (32,110)	58,100* (26,320)*	51,200 (23,220)	49,200* (22,310)*	39,200 (17,770)	43,900* (19,870)*	31,100 (14,080)			30,000* (13,590)*	25,900 (11,710)	38' 8" (11.78)
	10' (3.0)					84,200* (38,160)*	66,600 (30,200)	64,000* (29,020)*	48,800 (22,120)	52,900* (23,970)*	37,800 (17,110)	44,100 (19,960)	30,200 (13,680)			31,600* (14,310)*	24,900 (11,290)	39' 1" (11.91)
	5' (1.5)					68,400* (31,000)*	64,300 (29,130)	68,300* (30,940)*	47,000 (21,310)	54,300 (24,610)	36,600 (16,560)	43,200 (19,580)	29,400 (13,330)			34,000* (15,410)*	24,700 (11,200)	38' 10" (11.84)
	0 (Ground)					78,300* (35,490)*	63,300 (28,700)	70,200* (31,820)*	45,900 (20,810)	53,400 (24,190)	35,700 (16,180)	42,600 (19,310)	28,900 (13,090)			37,000 (16,780)	25,200 (11,430)	38' 0" (11.58)
	-5' (-1.5)			51,700* (23,450)*	51,700* (23,450)*	87,500* (39,660)*	63,100 (28,620)	69,800* (31,630)*	45,500 (20,610)	52,900 (23,980)	35,300 (16,000)	42,400 (19,200)	28,700 (12,980)			39,200 (17,770)	26,700 (12,070)	36' 5" (11.10)
	-10' (-3.0)	56,800* (25,720)*	56,800* (25,720)*	79,500* (36,040)*	79,500* (36,040)*	82,600* (37,440)*	63,500 (28,800)	66,800* (30,300)*	45,600 (20,650)	53,000 (24,000)	35,300 (16,010)					43,300 (19,610)	29,300 (13,270)	34' 1" (10.38)
	-15' (-4.5)			91,700* (41,550)*	91,700* (41,550)*	74,500* (33,750)*	64,400 (29,210)	60,700* (27,500)*	46,200 (20,930)	48,800* (22,110)*	36,000 (16,290)					45,700* (20,720)*	34,200 (15,500)	30' 9" (9.36)
-20' (-6.0)			74,400* (33,720)*	74,400* (33,720)*	61,100* (27,710)*	61,100* (27,710)*	48,600* (22,010)*	47,600 (21,580)							44,600* (20,220)*	44,300 (20,050)	26' 0" (7.92)	
Boom 27' 7" (8.4 m) H Arm 14' 5" (4.4 m) Semilong Counter-weight 29,321 lb (13,300 kg)	30' (9.0)											29,300* (13,260)*	29,300* (13,260)*			22,100* (9,980)*	22,100* (9,980)*	36' 2" (11.03)
	25' (7.5)									39,200* (17,780)*	39,200* (17,780)*	35,200* (15,930)*	33,100 (15,000)			21,600* (9,760)*	21,600* (9,760)*	38' 7" (11.77)
	20' (6.0)							47,800* (21,640)*	47,800* (21,640)*	42,600* (19,310)*	41,300 (18,730)	39,400* (17,850)*	32,400 (14,660)	27,300* (12,370)*	25,800 (11,690)	21,500* (9,750)*	21,500* (9,750)	40' 3" (12.28)
	15' (4.5)					68,300* (30,980)*	68,300* (30,980)*	54,500* (24,680)*	52,200 (23,650)	46,700* (21,140)*	39,800 (18,010)	41,800* (18,930)*	31,400 (14,220)	33,400* (15,120)*	25,400 (11,480)	21,900* (9,930)*	21,900* (9,930)*	41' 4" (12.59)
	10' (3.0)					79,400* (35,980)*	68,200 (30,890)	61,000* (27,650)*	49,500 (22,450)	50,700* (22,980)*	38,100 (17,280)	44,300* (20,070)*	30,400 (13,770)	36,000 (16,320)	24,800 (11,220)	22,700* (10,290)*	22,600 (10,220)	41' 8" (12.71)
	5' (1.5)					76,100* (34,500)*	65,000 (29,460)	66,100* (29,970)*	47,400 (21,490)	54,200* (24,540)*	36,800 (16,650)	43,300 (19,630)	29,500 (13,370)	35,500 (16,070)	24,300 (10,980)	24,000* (10,880)*	22,400 (10,130)	41' 6" (12.65)
	0 (Ground)					75,800* (34,340)*	63,400 (28,720)	69,100* (31,340)*	46,000 (20,850)	53,400 (24,200)	35,700 (16,180)	42,600 (19,280)	28,800 (13,050)	35,100 (15,880)	23,900 (10,800)	26,000* (11,750)*	22,800 (10,300)	40' 9" (12.41)
	-5' (-1.5)			45,800* (20,730)*	45,800* (20,730)*	88,800* (40,240)*	62,800 (28,450)	69,700 (31,580)	45,300 (20,520)	52,700 (23,900)	35,100 (15,910)	42,100 (19,080)	28,400 (12,870)			28,800* (13,050)*	23,800 (10,790)	39' 3" (11.96)
	-10' (-3.0)	46,100* (20,890)*	46,100* (20,890)*	66,300* (30,050)*	66,300* (30,050)*	85,400* (38,700)*	62,800 (28,480)	68,200* (30,920)*	45,100 (20,440)	52,500 (23,810)	34,900 (15,820)	42,100 (19,060)	28,400 (12,850)			33,200* (15,050)*	25,800 (11,700)	37' 1" (11.3)
	-15' (-4.5)	67,300* (30,500)*	67,300* (30,500)*	93,200* (42,260)*	93,200* (42,260)*	78,900* (35,780)*	63,500 (28,770)	63,700* (28,890)*	45,500 (20,600)	52,000* (23,570)*	35,200 (15,960)					40,500* (18,370)*	29,300 (13,290)	34' 0" (10.37)
-20' (-6.0)			85,100* (38,570)*	85,100* (38,570)*	68,200* (30,930)*	64,800 (29,360)	55,000* (24,920)*	46,500 (21,050)	42,400* (19,200)*	36,300 (16,460)					41,400* (18,750)*	35,900 (16,240)	29' 10" (9.1)	

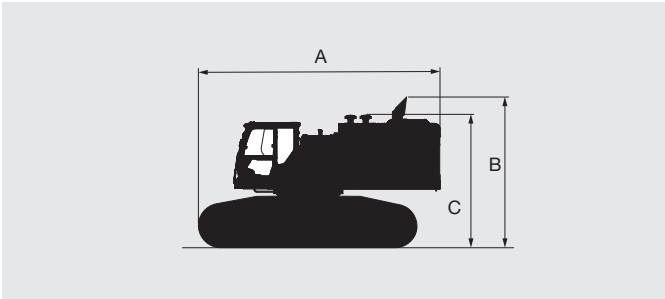
TRANSPORTATION

ZX890LC-7H

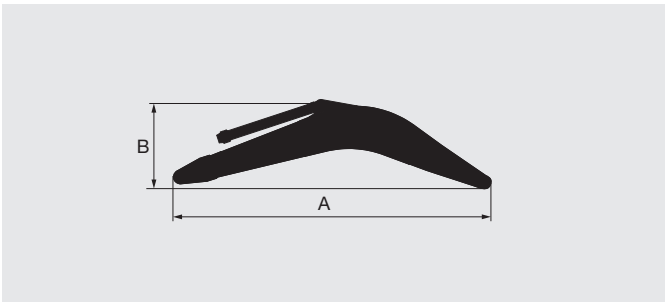
UPPERSTRUCTURE



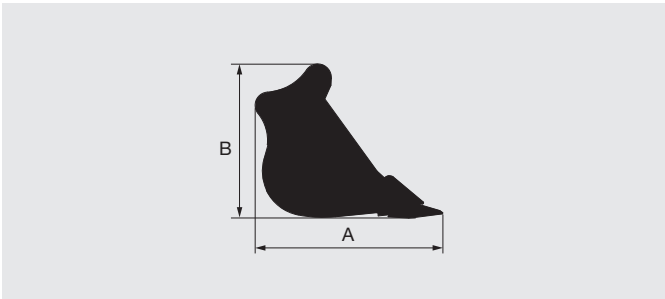
BASIC MACHINE (WITHOUT COUNTERWEIGHT)



BOOM

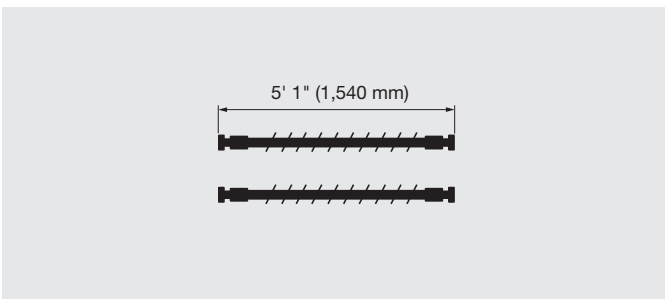


BUCKET

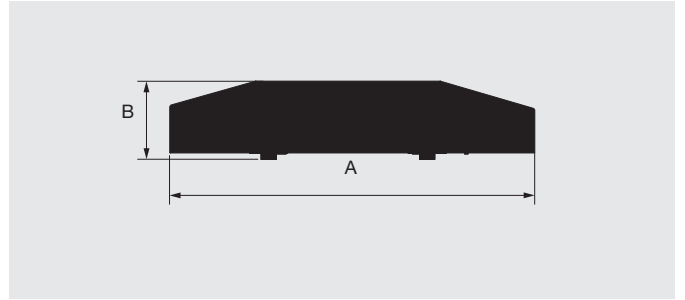


HOSE OF BOOM CYLINDERS

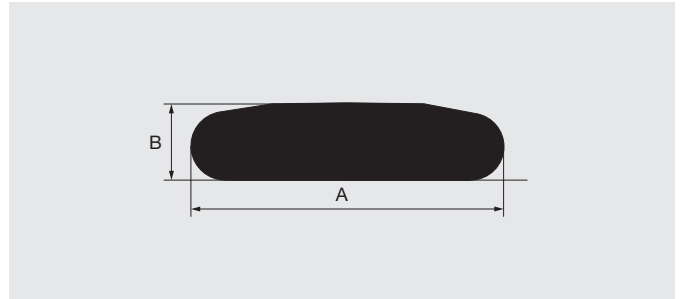
20 lb (9 kg) X 2 / 29 lb (13 kg) X 2



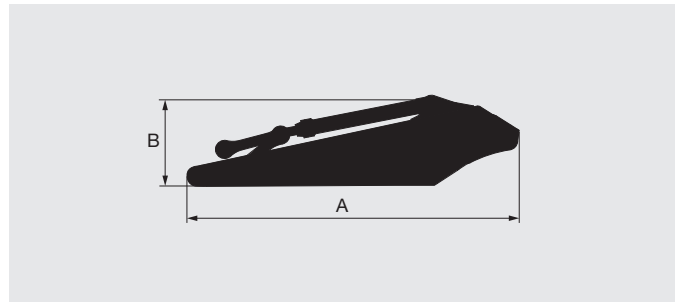
COUNTERWEIGHT



SIDE FRAME



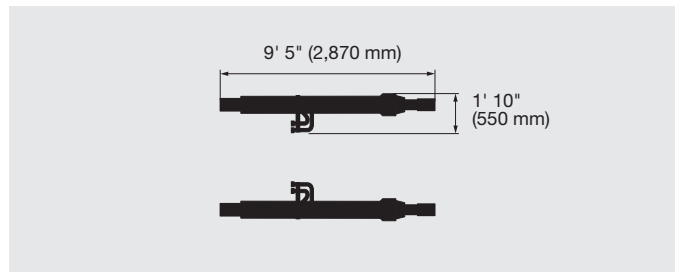
ARM



BOOM CYLINDERS

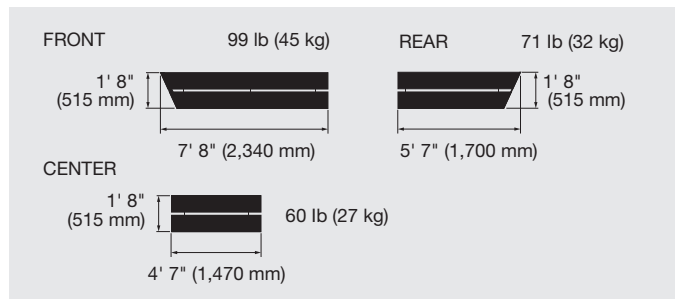
1,874 lb (850 kg) X 2

Overall height: 1' 4" (410 mm)



LEFT SIDEWALK

Overall height: 0' 6" (150 mm)



UPPERSTRUCTURE

A ft-in (mm)	B ft-in (mm)	Overall width ft-in (mm)	Weight lb (kg)
19' 9" (6,010)	11' 5" (3,480)	11' 3" (3,420)	61,950 (28,100)

COUNTERWEIGHT

A ft-in (mm)	B ft-in (mm)	Overall width ft-in (mm)	Weight lb (kg)
11' 0" (3,360)	2' 4" (720)	5' 6" (1,670)	29,321 (13,300) 27,337 (12,400)* ¹

*¹ Without counterweight removal system

BASIC MACHINE (WITHOUT COUNTERWEIGHT)

Shoe width inch (mm)	A ft-in (mm)	B ft-in (mm)	C ¹ ft-in (mm)	Overall width ² ft-in (mm)	Weight lb (kg)
35" (900)	23' 3" (7,080)	14' 6" (4,410)	12' 9" (3,890)	12' 3" (3,730)	119,380 (54,150)

*¹ Without exhaust funnel

*² Undercarriage retracted

SIDE FRAME

Shoe width inch (mm)	A ft-in (mm)	B ft-in (mm)	Overall width ft-in (mm)	Weight lb (kg)
35" (900)	20' 10" (6,360)	4' 11" (1,500)	4' 8" (1,430)	25,794 (11,700)

BOOM

Boom length ft-in (mm)	A ft-in (mm)	B ft-in (mm)	Overall width ft-in (mm)	Weight lb (kg)
27' 7" (8.4) H	28' 9" (8,760)	8' 3" (2,510)	4' 9" (1,440)	18,166 (8,240)

ARM

Arm length ft-in (mm)	A ft-in (mm)	B ft-in (mm)	Overall width ft-in (mm)	Weight lb (kg)
12' 2" (3.7) H	17' 3" (5,260)	4' 9" (1,460)	2' 8" (810)	9,899 (4,490)
14' 5" (4.4) Semilong	19' 3" (5,870)	4' 7" (1,400)	2' 8" (810)	10,238 (4,644)

BUCKET

Bucket	Capacity, yd ³ (m ³) ISO 7451: 2007 heaped	A ft-in (mm)	B ft-in (mm)	Overall width ft-in (mm)	Weight lb (kg)
Rock bucket	4.6 (3.5)	7' 5" (2,270)	6' 5" (1,960)	6' 4" (1,920)	8,356 (3,790)

EQUIPMENT

●: Standard equipment ○: Optional equipment -: Not applicable

ENGINE	ZX890LC-7H
Aftertreatment device	●
Air cleaner double filters	●
Alternator 90 A	●
Auto idle system	●
Auto shut-down control	●
Cartridge-type engine oil filter	●
Cartridge-type fuel main filter	●
ConSite OIL (sensor)*	●
DEF / AdBlue® tank	●
DEF / AdBlue® tank inlet strainer and extension filler	●
Dry-type air filter with evacuator valve (with air filter restriction indicator)	●
Dust-proof net	●
ECO / PWR / HP mode control	●
Electrical fuel feed pump	●
Engine oil drain coupler	●
Expansion tank	●
Fan guard	●
Fuel cooler	●
Fuel pre-filter with water separator	●
Isolation-mounted engine	●
Maintenance free pre-cleaner	○
Radiator, oil cooler and intercooler	●
Reversible fan	●

HYDRAULIC SYSTEM	ZX890LC-7H
Auto power lift	●
AUX function lever (breaker)	○
Attachment pedal	○
Boom mode selector system	●
ConSite OIL (sensor)*	●
Control pattern changer (ISO / BH)	○
Control valve with main relief valve	●
Drain filter	●
Engine speed sensing system	●
Extra port for control valve	●
Hose rupture valve for boom/arm and overload alarm	○
Pilot filter	●
Power boost	●
Shockless valve in pilot circuit	●
Straight travel pedal	○
Suction filter	●
Variable relief valve for breaker and crusher	○
Work mode selector	●

CAB	ZX890LC-7H
All-weather sound suppressed steel cab	●
Auto control air conditioner	●
Bluetooth® integrated radio	●
Console height adjustment	●
Control lever auto-lock	●
CRES VII (center pillar reinforced structure) cab	●
Drink holder with hot and cool function	●
Electric double horn	●
Engine shut-off switch	●
Equipped with reinforced, tinted (green color) glass windows	●
Evacuation hammer	●
Floor mat	●
Footrest	●
Front window washer (2 points)	●
Glove compartment	●
Hands-free calling device	●
Hot and cool box	●
Intermittent windshield wiper	●
Key cylinder light	●
Laminated round glass front window	●
LED room light	●
Magazine rack	●
OPG front guard Level II (ISO10262: 1998) compliant	○
OPG top guard Level I (ISO10262: 1998) compliant	●
OPG top guard Level II (ISO10262: 1998) compliant	○
Pilot shut-off lever	●
Power outlet 12 V and 24 V	●
Push button low idle	●
Rain guard (without OPG front guard)	●
Rear tray	●
Retractable seat belt 3 in. (76 mm)	●
Rubber radio antenna	●
Seat: air suspension seat with heater	●
Seat adjustment part: backrest, armrest, height and angle, slide forward / back	●
Seat belt reminder	●
Short wrist control levers	●
Smartphone holder	●
Sunscreen roller type (multi-use front or side and rear window)	●
Transparent roof with slide curtain	●
USB power supply	●
Wide view wiper	●
Windows on front, upper and lower side can be opened	●
Windows on left side can be opened	●
2 speakers	●
6 fluid-filled elastic mounts	●
8 inch monitor	●

●: Standard equipment ○: Optional equipment -: Not applicable

MONITOR SYSTEM	ZX890LC-7H
Alarm buzzers: overheat, engine oil pressure, overload, SCR system trouble, etc	●
Alarms: overheat, engine warning, engine oil pressure, alternator, minimum fuel level, hydraulic filter restriction, air filter restriction, work mode, overload, SCR system trouble, etc	●
Display of meters: water temperature, hour, fuel rate, clock, DEF / AdBlue® rate, etc	●
Other displays: work mode, auto-idle, glow, rear view monitor, side view monitor, operating conditions, etc	●
35 languages selection	●

LIGHTS	ZX890LC-7H
Additional boom LED light with cover	●
Additional cab roof front LED lights	●
LED lights for camera (side and rear view camera)	●
Rotating lamp	○
3 working LED lights	●

UPPER STRUCTURE	ZX890LC-7H
AERIAL ANGLE (side and rear view camera)	●
Batteries 2 x 147 Ah	●
Body top handrail	●
Counterweight 29,321 lbs (13,300 kg)	●
Counterweight removal system	○
Fuel level float	●
Hydraulic oil level gauge	●
Ladder	●
Lockable fuel refilling cap	●
Lockable machine covers	●
Lockable tool box	●
Platform handrail	●
Reinforced under cover	○
Side view mirror (right and left)	●
Sidewalk (cab side)	●
Skid-resistant plates and handrails	●
Swing parking brake	●
Undercover	●
2 way battery disconnect switch	●

UNDERCARRIAGE	ZX890LC-7H
Bolt-on sprocket	●
Reinforced track links with pin seals	●
Shoe: 35" (900 mm) double grouser	●
Track undercover	○
Travel direction mark on track frame	●
Travel motor covers	●
Travel parking brake	●
Upper and lower rollers	●
2 track guard (each side)	●
4 tie down hooks	●

FRONT ATTACHMENTS	ZX890LC-7H
Arm 12' 2" (3.7 m) H	○
Arm 14' 5" (4.4 m) Semilong	●
Boom 27' 7" (8.4 m) H	●
Centralized lubrication system	●
Cylinder hose protectors arm	●
Cylinder hose protectors bucket	●
Damage prevention plate and square bars	●
Dirt seal on all bucket pins	●
Flanged pin	●

ATTACHMENTS	ZX890LC-7H
Accessories for 2 speed selector	○
Auxiliary hydraulic piping	○
Pilot accumulator	●

MISCELLANEOUS	ZX890LC-7H
ConSite	○
Global e-Service	●
Onboard information controller	●
Satellite communication device	○
Standard tool kit	●
Travel alarm	●

Standard and optional equipment may vary by country, so please consult your Hitachi Construction Machinery Americas authorized local dealer for details.

* Engine oil and hydraulic oil monitoring sensor.



HITACHI

Reliable Solutions



REPUTATIONS ARE
BUILT ON IT.

Hitachi Construction Machinery Americas Inc. is a leading provider of construction and mining machinery services and solutions in North and Latin America. Our manufacturing facilities are located in Banshu, Ryugasaki, Tierra, Hitachinaka, and Tsuchiura, Japan, while our U.S. corporate office is in Newnan, Georgia. Our experienced team of professionals is well-equipped to design, engineer, manufacture, and service your machinery.

Through our long-term commitment to maintaining a leadership position in technology, service, and support, we support an extensive network of independent, local dealers focused on providing you with knowledgeable and experienced sales, service, and parts personnel — all backed by our dedicated support teams.

Your Hitachi Construction Machinery Americas authorized local dealer has the resources, expertise, and personnel to work with you to ensure that you receive the most benefit from your investment. You can also utilize carefully designed programs and services in conjunction with extensive digital resources. Our focus is entirely on supporting you, your business, and your machinery.

If you are searching for a reliable partner for your construction machinery needs, we invite you to explore our offerings and experience the difference with Hitachi Construction Machinery Americas.

Machines representative of global product. Options may not be available in all markets. Prior to operating this machine, including satellite communication system, in a country other than a country of its intended use, it may be necessary to make modifications to it so that it complies with the local regulatory standards (including safety standards) and legal requirements of that particular country. Please do not export or operate this machine outside the country of its intended use until such compliance has been confirmed. Please contact your Hitachi Construction Machinery Americas authorized local dealer in case of questions about compliance. These specifications are subject to change without notice. Illustrations and photos show the standard models, and may or may not include optional equipment, accessories, and all standard equipment with some differences in color and features. Before use, read and understand the Operator's Manual for proper operation.